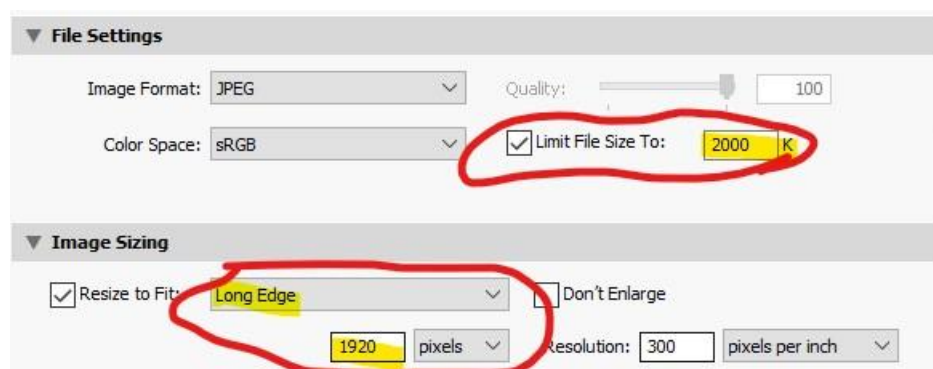


# Procedure for uploading Images for A Grade Digital Competition

## Exporting from Lightroom.



A Grade will submit digital images to be judged externally by Accredited PSQ Judges.

Images are to be downloaded via the webpage by the **10th of each month.**

Please use the title of your image as the file name, i.e. imagetitle.jpg (tip: saving the image with the title name prior to uploading will save you time)

All files must be JPG and no larger than 2 MB.

For best viewing we ask that images are at least 1920 pixels along the longest edge.

## **Uploading to Website.**

Open the Mackay Camera Group Inc web page

<http://www.mackaycameragroup.com/>

Click on the last Tab “Comp Entry Forms” and select Advanced Grade Judging Form.

# Digital Remote Judging Entries

Welcome to the entry form for the Mackay Camera Group Advanced Grade Remote Judging.

Please enter up to 4 images for remote judging. Images will be sent to a PSQ Accredited judge and results will be presented at the next Mackay Camera Club Meeting.

Please use the title of your image as the file name for your image, ie: "image title.jpg"

Name \*

Email \*

Photo #1

or drag files here.

Photo #1 Title

Complete all sections marked with an \*, these include your First and Last Name and your Email address.

Please ensure when you get to this stage that your images have been named using the title of the image, i.e. imagetitle.jpg

Upload your first image by clicking  .

You can either upload or drag your image into this section. Clicking on Upload you will be directed to where your images are stored on your computer. If you wish to drag an image into this area you will probably already have open a window with your images displayed.

Continue to do the same for each of your four (4) images as per the attached example.

# Digital Remote Judging Entries

Welcome to the entry form for the Mackay Camera Group Advanced Grade Remote Judging.

Please enter up to 4 images for remote judging. Images will be sent to a PSQ Accredited judge and results will be presented at the next Mackay Camera Club Meeting.

Please use the title of your image as the file name for your image, ie: "image title.jpg"




**Name \***

Lenore

**Email \***

lenore.hansen@bigpond.com

**Photo #1**




 St Columbus Falls.jpg  
1.83 MB  

**Photo #1 Title \***

St Columbus Falls

**Photo #2**

or drag files here.




 Safe Haven.jpg  
1.47 MB  

**Photo #2 Title \***

Safe Haven

**Photo #3**

or drag files here.




 Hang Ten.jpg  
1.53 MB  

**Photo #3 Title \***

Hang Ten

**Photo #4**

or drag files here.

 Foggy Morning.jpg  
1.34 MB  

**Photo #4 Title \***

Morning Fog

If your image won't upload you may need to check the size of the image. All files must be JPG and no larger than 2 MB.

Once all images are uploaded click on .

You will then receive an email confirming your submission.

If you have any problems with the above, please contact either Kathleen Brand or Lenore Hansen and they will help you through this process.